

METALMASTER PB-70B



Hydraulic CNC Pressbrake

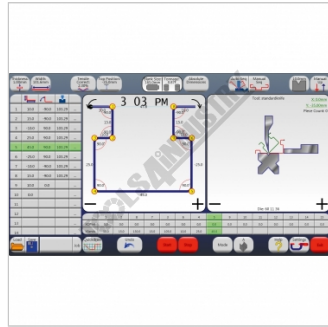
70T x 3200mm



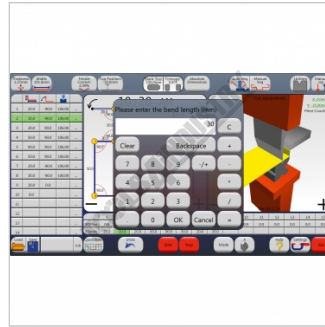
METALMASTER PB-70B Hydraulic CNC Pressbrake



Right View



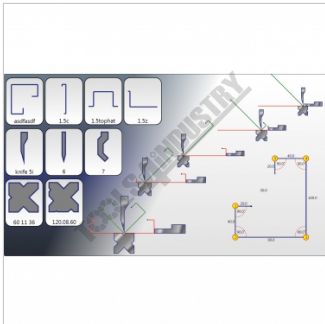
FASOLD Controller



Edit Page



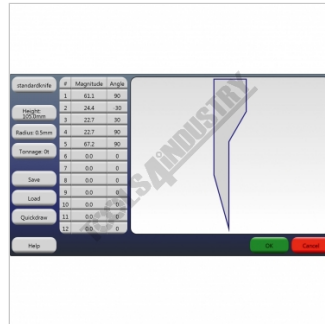
Quickdraw



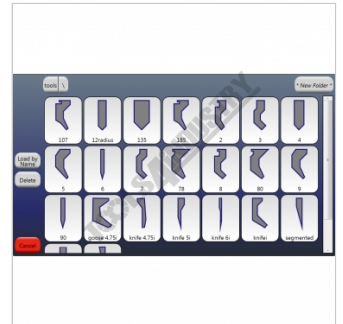
Simulation View



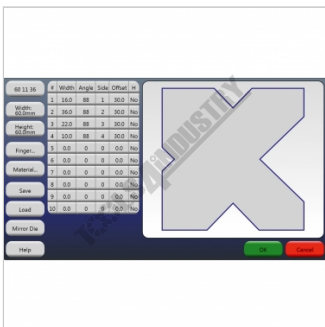
Existing Job Library



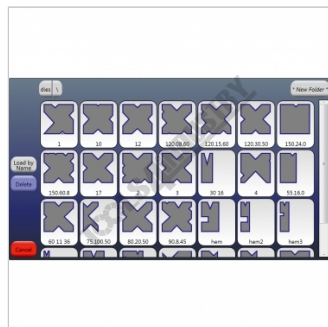
Top Punch Selected



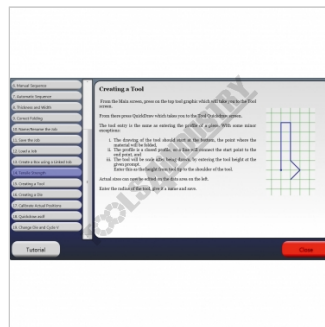
Top Punch Library



Die Block Selected



Die Block Library



Creating Tools



Diagnostics View



Foldsafe Safety Guard System



Foldsafe Control Box



Safety Guarding




Adjustable Travel Limit Control

METALMASTER PB-70B Hydraulic CNC Pressbrake



Enclosed Rear Safety Guarding




Top and Bottom Tooling



Intermediate Clamps



Adjustable and Sliding Front Sheet Supports




Fasfold 202 Control with Ballscrew Backgauge



Mobile Foot Control



Mobile Foot Control-Top Buttons



Adjustable Top Tool Taper Wedge System




Synchronised Torsion Bar




Synchronised Torsion Bar



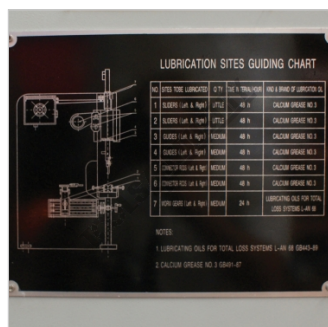
Adjustable Pressure Control



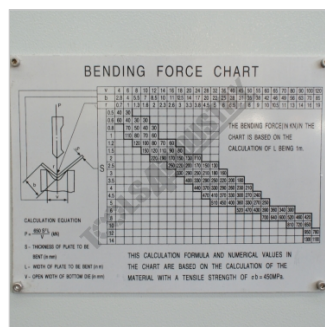
Fine Adjustment Beam Positioning



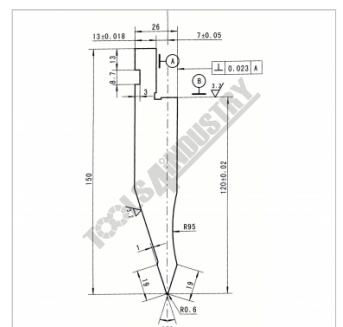
Fine Adjust Backgauge



Lubrication Chart



Tonnage Calculation Chart



Segmented Top Punch



METALMASTER PB-70B Hydraulic CNC Pressbrake

- Uses a 3rd axis called the beam axis which allows for variable beam openings to increase production cycle time
- History Record function for diagnostic and training purposes by Help Desk
- Plug & Play for Self Installers Fasfolds on-board Commissioning Manager does most of the Commissioning and Calibration Automatically.
- Can be fitted to most Pressbrakes
- Suits synchro machines with proportional valves & torsion bars systems

- Step 1. QUICKDRAW: How easy is this!.....
- Simply touch the corners on the grid to draw the box to the left Press OK to return to the main screen

- Step 2. Simply touch on the dimension or angle of the profile in the middle to edit the value on the pop-up keypad

- Step 3. How good is this!..... See the profile on the left for easy editing..... and the folding simulation on the right!
- View the actual folding sequence simulation on the graphic of a Press Brake as you fold in real time or animation mode
- Change folds from front to rear to optimise production
- Step through the whole sequence without wasting time or material
- This can be done on the Press or off-line in the office (For quotes on new jobs: This process can be used in minutes to assist in doing new quotes accurately)
- Touch the "Automatic fold sequence" button or set the fold sequence manually simply by entering the sequence (1 2 8 7 6 5 3 4 for the example on the left)

- Step 4. Enter material thickness and width

- Step 5. Select the right tool and Die from the library and start production:

- EASY JOB SELECTION
- Select existing jobs from the library
- Give the job a name and save for future use. A virtually unlimited number of jobs can be saved
- Jobs open with all relevant data like bend sequence, material thickness, right Tool, Die & V, angle corrections, which bends was done from front or rear etc. This saves lots of setup time
- Jobs can be downloaded from the office
- Jobs can be linked to fold boxes easily
- Each operator can have his own password with his own job library
- Online help - simply touch the HELP button, then any topic for an explanation

- Online help - simply touch the HELP button, then any topic for an explanation
- Cad import - import files from AutoCad, SolidEdge, SolidWorks etc.
- Box Mode - Hand draws a box quick and easily folds in one continuous process.
- Powerful diagnostics which can be done very easily. Any device on the Press whether it is a switch, solenoid valve, motor or encoder is represented on this screen either as green or red. If you step on the foot switch for example, it changes colour. Within minutes all devices can be tested and any faults found

- Hydraulic / Mechanical ram, synchronised positive stop design, ram stroke controlled by precision mechanical nut depth stops built into each cylinder. Electronically controlled by CNC FASFOLD Programmable control assuring accurate repeatability.
- Parallelism is ensured by torsion bar that can be easily adjusted by clutch system.
- CNC FASFOLD 202 programmable hardened ballscrew backgauge with adjustable height finger stops.
- Segmented heavy duty 35° offset top punch is segmented for return bend clearance, complete with European style punch holder with an adjustable wedge clamping system for crowning. Intermediate clamp has safety key to stop punch dropping.



METALMASTER PB-70B Hydraulic CNC Pressbrake

- Multi vee ("V") bottom die is made from one 3200mm solid die block design to handle heavy plate, safety edge vee ("V") is incorporated in bottom die block.
 - Conveniently mounted control box on pendant for quick swivel and adjustments.
 - Mono-block steel frame design, welded then machined to ensure minimal bed deflection under load
 - Enclosed rear gate with micro safety switches complete with sliding rear door for easy access.
 - European Intermediate clamping system, allowing operator to change position of tooling to suit multiple requirements on complex applications. This feature ensures minimum down time, more productivity and results in reduced cost per finished product.
 - Sliding steel fabricated sheet supports enabling a wide range of material sizes to be aligned and supported at the correct required height. This feature is achieved with a "T" slot machined down the total length of the die bed; sheet supports are also adjustable vertically to assist in supporting material with return bends already folded.
 - Adjustable sliding blocks control the machines beam to provide desirable open height distance to the (slow speed) mute bending point. Operator adjustable locking knobs for quick adjustment, enables accurate repeatability and increased productivity.
 - Metal safety guarding surrounding the machine with rear sliding door fitted and micro switch ensuring operator safety. Clear access panels placed at each end of machine allows the operator to clearly view tooling and work piece during bending operation. MetalMaster specially design gates to suit Australian safety requirements.
 - Hydraulic MPA pressure gauge mounted on right side of support frame with quick adjusting pressure control knob allowing operator to accurately set the pressure required for different material thickness, incorporating with hydraulic overload protection.
 - Welded steel fabricated synchronised torsion bar horizontally supporting main bending beam to provide consistent parallelism that also can be adjusted for taper correction.
 - The vertical supporting slides are treated to provide greater wear resistance and increased accuracy.
 - Reinforced side frames providing additional support strength to machine throat
 - Australian made Foldsafe closed loop safety control system with European light curtains that continuously monitors machine performance, beam speed, stopping time etc.
 - Mild steel capacity is rated on hot rolled material with 250MPA
- Pre-Commissioning:
1. Pressbrake bender is run & tested prior delivery
 2. Hydraulic oil is included with machine

Includes

- Swivel pendant control unit operated by CNC FASFOLD 202 control
- Australian made Foldsafe safety control system with European light curtains
- Sliding front sheet support arms
- Emergency stop buttons conveniently located on control panel and foot control
- Mobile dual operation foot control
- Segmented 35° offset top punch
- Solid one piece four way multi vee (V) die block
- Top punch tool intermediate holder system with wedge type adjustment
- Powered hardened ballscrew backgauge with 600mm travel, operated by CNC FASFOLD 202 control
- Oil tank level indicator
- Metal constructed safety guarding surrounding machine with clear side viewing panels
- Integrated hydraulic system allowing rapid approach switching automatically to slow bend



SHAW MACHINERY
12 FILMER STREET
CLONTARF, QLD 4019
PH: 0738832731

METALMASTER PB-70B Hydraulic CNC Pressbrake

Specifications

ORDER CODE	S902F
2-Axis Controller Type	CNC FASFOLD 202
Model	PB-70B
Nominal Pressure Ton	70 Ton
Nominal Pressure Kilonewton	630kN
Length Of Work Table	3200mm
Distance Between Columns	2650mm
Maximum Open Height	360mm
Ballscrew Backgauge Travel	600mm
Table Bed Crowning System	~
Throat Depth	250mm
Ram Stroke	100mm
Motor Power	5.5kW / 7.5hp
Motor Voltage	415V
Weight (Nett)	5740kg